

I Fondi della famiglia Team di Darta Easy Selection




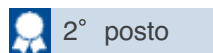
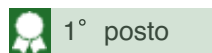
La classifica al 31 Ottobre 2019

PERFORMANCE DEI FONDI TEAM

Codice Fondo	NOME DEL FONDO INTERNO	Data di Lancio	Dal Lancio	Da Inizio Anno	1 Mese	3 Mesi	1 Anno	3 Anni	5 Anni	3 Anni Annualizzata	5 Anni Annualizzata
AD16	Darta Challenge Team PIMCO	01/04/2009	32.30%	7.67%	0.54%	0.09%	4.66%	6.57%	2.68%	2.14%	0.53%
AD17	Darta Challenge Team J.P. MORGAN	01/04/2009	48.90%	8.74%	1.10%	0.05%	3.94%	11.69%	17.35%	3.75%	3.25%
AD18	Darta Challenge Team BLACKROCK	01/04/2009	52.97%	14.78%	0.45%	0.35%	7.57%	16.93%	17.81%	5.35%	3.33%
AD19	Darta Challenge Team CARMIGNAC	01/04/2009	25.06%	8.30%	0.76%	0.31%	5.19%	1.55%	5.46%	0.51%	1.07%
AD20	Darta Challenge Team PICTET	01/04/2009	37.33%	9.31%	0.25%	0.84%	5.50%	4.08%	8.70%	1.34%	1.68%
AD21	Darta Challenge Team M. STANLEY	01/04/2009	71.64%	8.93%	-0.20%	-1.02%	5.02%	9.36%	18.89%	3.03%	3.52%
AD23	Darta Challenge Team SCHROEDERS	01/04/2009	35.03%	9.49%	0.12%	0.29%	5.40%	6.14%	5.55%	2.00%	1.09%
AD25	Team Allianz GLOBAL INVESTORS	01/04/2009	34.29%	9.57%	0.56%	-0.74%	5.57%	3.64%	6.24%	1.20%	1.22%
AD35	Darta Challenge TEAM TEMPLETON	25/10/2011	27.13%	7.77%	-0.59%	-0.50%	2.58%	0.45%	5.15%	0.15%	1.01%
AD41	Darta Challenge TEAM INVESCO	01/10/2012	16.09%	8.63%	0.62%	0.37%	4.50%	2.45%	4.18%	0.81%	0.82%
AD44	Team AMUNDI	02/04/2013	13.84%	10.47%	-0.03%	1.17%	5.05%	5.35%	10.62%	1.75%	2.04%
AD45	Team KAIROS	02/04/2013	21.98%	9.56%	0.27%	1.05%	4.63%	4.37%	10.78%	1.43%	2.07%
AB56	Team M&G	01/04/2016	7.64%	8.76%	1.99%	0.97%	3.65%	3.85%	n.d.	1.27%	n.d.
AC05	Team FIDELITY	31/03/2017	3.29%	11.17%	-0.05%	0.20%	7.43%	n.d.	n.d.	n.d.	n.d.
AC17	Team CREDIT SUISSE	02/10/2017	1.10%	10.50%	1.25%	-0.24%	5.56%	n.d.	n.d.	n.d.	n.d.
AC38	Team GOLDMAN SACHS	29/03/2018	2.44%	12.23%	0.22%	0.42%	7.75%	n.d.	n.d.	n.d.	n.d.

darta saving

A company of Allianz



Fonte: DARTA SAVING