

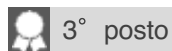
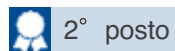
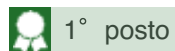
# I Fondi della famiglia VIP Team di Darta



## La classifica al 31 Maggio 2019

### PERFORMANCE DEI FONDI VIP TEAM

Codice Fondo	NOME DEL FONDO INTERNO	Data di Lancio	Dal Lancio	Da Inizio Anno	1 Mese	3 Mesi	1 Anno	3 Anni	5 Anni	3 Anni Annualizzata	5 Anni Annualizzata
AD16	Darta Challenge Team PIMCO	01/04/2009	28.67%	4.71%	-2.01%	-0.04%	-1.47%	4.92%	1.29%	1.61%	0.26%
AD17	Darta Challenge Team J.P. MORGAN	01/04/2009	41.99%	3.69%	-3.72%	-1.25%	-5.23%	7.96%	13.49%	2.59%	2.56%
AD18	Darta Challenge Team BLACKROCK	01/04/2009	45.43%	9.12%	-3.82%	-0.15%	-0.94%	10.43%	13.27%	3.36%	2.52%
AD19	Darta Challenge Team CARMIGNAC	01/04/2009	20.80%	4.60%	-1.88%	0.55%	-7.07%	0.17%	0.28%	0.06%	0.06%
AD20	Darta Challenge Team PICTET	01/04/2009	32.08%	5.13%	-1.93%	-0.49%	-1.88%	1.37%	6.37%	0.46%	1.24%
AD21	Darta Challenge Team M. STANLEY	01/04/2009	67.71%	6.43%	-2.48%	0.40%	-2.16%	9.27%	19.49%	3.00%	3.63%
AD23	Darta Challenge Team SCHROEDERS	01/04/2009	28.88%	4.50%	-2.44%	-0.34%	-4.62%	2.19%	0.92%	0.72%	0.18%
AD25	Team Allianz GLOBAL INVESTORS	01/04/2009	28.18%	4.59%	-3.80%	-0.78%	-6.11%	0.38%	1.89%	0.13%	0.38%
AD35	Darta Challenge TEAM TEMPLETON	25/10/2011	23.54%	4.73%	-2.34%	-0.46%	-6.01%	-0.76%	4.82%	-0.25%	0.95%
AD41	Darta Challenge TEAM INVESCO	01/10/2012	11.79%	4.61%	-4.77%	-1.96%	-7.35%	0.36%	0.04%	0.12%	0.01%
AD44	Team AMUNDI	02/04/2013	8.47%	5.26%	-2.43%	-0.13%	-5.22%	0.82%	5.01%	0.27%	0.98%
AD45	Team KAIROS	02/04/2013	17.22%	5.28%	-2.91%	-1.53%	-5.86%	0.71%	4.05%	0.23%	0.80%
AB56	Team M&G	01/04/2016	2.72%	3.78%	-4.62%	-3.67%	-6.97%	1.71%	#N/A	0.57%	#N/A



Fonte: DARTA SAVING

darta saving

A company of Allianz