

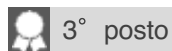
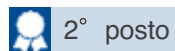
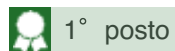
I Fondi della famiglia VIP Team di Darta



La classifica al 30 Aprile 2019

PERFORMANCE DEI FONDI VIP TEAM

Codice Fondo	NOME DEL FONDO INTERNO	Data di Lancio	Dal Lancio	Da Inizio Anno	1 Mese	3 Mesi	1 Anno	3 Anni	5 Anni	3 Anni Annualizzata	5 Anni Annualizzata
AD16	Darta Challenge Team PIMCO	01/04/2009	31,31%	6,86%	1,17%	2,78%	0,68%	7,61%	6,35%	2,48%	1,24%
AD17	Darta Challenge Team J.P. MORGAN	01/04/2009	47,47%	7,69%	2,06%	4,06%	-0,28%	13,59%	20,29%	4,34%	3,76%
AD18	Darta Challenge Team BLACKROCK	01/04/2009	51,20%	13,45%	2,87%	7,15%	6,02%	16,43%	19,76%	5,20%	3,67%
AD19	Darta Challenge Team CARMIGNAC	01/04/2009	23,11%	6,60%	1,49%	3,31%	-5,18%	3,69%	4,73%	1,21%	0,93%
AD20	Darta Challenge Team PICTET	01/04/2009	34,68%	7,21%	0,89%	3,32%	2,16%	3,61%	10,07%	1,19%	1,94%
AD21	Darta Challenge Team M. STANLEY	01/04/2009	71,98%	9,14%	2,25%	5,15%	1,80%	12,43%	26,86%	3,98%	4,87%
AD23	Darta Challenge Team SCHRODERS	01/04/2009	32,11%	7,12%	1,41%	3,28%	-1,61%	5,63%	5,47%	1,84%	1,07%
AD25	Team Allianz GLOBAL INVESTORS	01/04/2009	33,25%	8,72%	2,54%	5,71%	-1,69%	4,72%	7,81%	1,55%	1,51%
AD35	Darta Challenge TEAM TEMPLETON	25/10/2011	26,51%	7,25%	1,23%	3,37%	-2,51%	2,99%	9,69%	0,99%	1,87%
AD41	Darta Challenge TEAM INVESCO	01/10/2012	17,38%	9,84%	2,47%	4,82%	-2,00%	5,54%	6,93%	1,81%	1,35%
AD44	Team AMUNDI	02/04/2013	11,18%	7,89%	1,40%	3,80%	-2,04%	4,17%	9,56%	1,37%	1,84%
AD45	Team KAIROS	02/04/2013	20,74%	8,44%	1,73%	3,77%	-5,30%	4,97%	8,73%	1,63%	1,69%
AB56	Team M&G	01/04/2016	7,69%	8,81%	2,23%	2,17%	-3,63%	7,71%	n.d.	2,51%	n.d.



Fonte: DARTA SAVING

darta saving

A company of Allianz