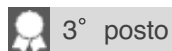
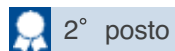
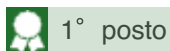


I Fondi della famiglia VIP Team di Darta



La classifica al 31 Gennaio 2019

Codice Fondo	NOME DEL FONDO INTERNO	Data di Lancio	Dal Lancio	PERFORMANCE DEI FONDI VIP TEAM								
				Da Inizio Anno	1 Mese	3 Mesi	1 Anno	3 Anni	5 Anni	3 Anni Annualizzata	5 Anni Annualizzata	
AD16	Darta Challenge Team PIMCO	01/04/2009	27,76%	3,97%	3,97%	3°	0,93%	-5,21%	6,64%	5,98%	2,17%	1,17%
AD17	Darta Challenge Team J.P. MORGAN	01/04/2009	41,71%	3,49%	3,49%	2°	-1,37%	-8,70%	11,77%	17,92%	3,78%	3,35%
AD18	Darta Challenge Team BLACKROCK	01/04/2009	41,11%	5,88%	5,88%	2°	-0,71%	-3,36%	8,33%	12,69%	2,70%	2,42%
AD19	Darta Challenge Team CARMIGNAC	01/04/2009	19,16%	3,19%	3,19%	3°	-0,95%	-10,71%	-0,04%	3,50%	-0,01%	0,69%
AD20	Darta Challenge Team PICTET	01/04/2009	30,34%	3,76%	3,76%	1°	-0,02%	-2,86%	0,84%	7,08%	0,28%	1,38%
AD21	Darta Challenge Team M. STANLEY	01/04/2009	63,55%	3,80%	3,80%	3°	0,18%	-5,12%	8,55%	20,51%	2,77%	3,80%
AD23	Darta Challenge Team SCHROEDERS	01/04/2009	27,91%	3,72%	3,72%	3°	-0,09%	-7,68%	2,34%	4,27%	0,77%	0,84%
AD25	Team Allianz GLOBAL INVESTORS	01/04/2009	26,05%	2,85%	2,85%	3°	-0,96%	-10,76%	-0,13%	4,74%	-0,04%	0,93%
AD35	Darta Challenge TEAM TEMPLETON	25/10/2011	22,38%	3,75%	3,75%	3°	-1,44%	-7,65%	0,09%	7,16%	0,03%	1,39%
AD41	Darta Challenge TEAM INVESCO	01/10/2012	11,98%	4,79%	4,79%	2°	0,97%	-9,36%	1,65%	4,29%	0,55%	0,84%
AD44	Team AMUNDI	02/04/2013	7,10%	3,94%	3,94%	3°	-1,25%	-8,51%	0,15%	6,10%	0,05%	1,19%
AD45	Team KAIROS	02/04/2013	16,35%	4,50%	4,50%	3°	-0,17%	-10,58%	2,97%	7,41%	0,98%	1,44%
AB56	Team M&G	01/04/2016	5,41%	6,50%	6,50%	1°	1,37%	-7,81%	n.d.	n.d.	n.d.	n.d.



Fonte: DARTA SAVING

darta saving

A company of Allianz