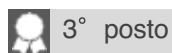
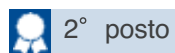
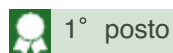


I Fondi della famiglia VIP Team di Darta Easy Selection



La classifica al 28 Settembre 2017

			PERFORMANCE DEI FONDI VIP TEAM								
Codice Fondo	NOME DEL FONDO INTERNO	Data di Lancio	Dal Lancio	Da Inizio Anno	1 Mese	3 Mesi	1 Anno	3 Anni	5 Anni	3 Anni Annualizzata	5 Anni Annualizzata
AD16	Darta Challenge Team PIMCO	01/04/2009	31,27%	4,28%	0,88%	1,068%	5,249%	1,885%	3,046%	0,624%	0,602%
AD17	Darta Challenge Team J.P. MORGAN	01/04/2009	2° 46,67%	2° 7,03%	1,66%	3° 1,844%	3° 8,970%	2° 15,444%	2° 31,775%	2° 4,904%	2° 5,674%
AD18	Darta Challenge Team BLACKROCK	01/04/2009	3° 38,25%	2° 2,12%	2,32%	0,842%	4,816%	4,754%	15,280%	1,560%	2,885%
AD19	Darta Challenge Team CARMIGNAC	01/04/2009	29,88%	3,36%	1,79%	0,939%	4,500%	7,113%	12,792%	2,317%	2,437%
AD20	Darta Challenge Team PICTET	01/04/2009	33,19%	-0,24%	1,16%	-0,315%	0,667%	4,727%	15,163%	1,552%	2,864%
AD21	Darta Challenge Team M. STANLEY	01/04/2009	1° 69,05%	3° 7,01%	1,62%	1,121%	7,444%	1° 15,978%	1° 37,445%	1° 5,065%	1° 6,568%
AD22	Darta Challenge Team GAM	01/04/2009	25,58%	3,17%	1,63%	0,920%	4,515%	5,296%	14,428%	1,735%	2,732%
AD23	Darta Challenge Team SCHROEDERS	01/04/2009	34,11%	3,66%	0,60%	0,216%	4,752%	3,794%	15,977%	1,249%	3,009%
AD25	Team Allianz GLOBAL INVESTORS	01/04/2009	35,63%	3,13%	1,54%	0,421%	4,236%	6,227%	20,349%	2,034%	3,774%
AD35	Darta Challenge TEAM TEMPLETON	25/10/2011	29,12%	-0,18%	1,18%	-0,443%	1,454%	5,357%	20,399%	1,755%	3,783%
AD41	Darta Challenge TEAM INVESCO	01/10/2012	20,50%	3,73%	1,51%	-0,214%	6,053%	7,424%	3° 20,501%	2,416%	3,80%
AD44	Team PIONEER	02/04/2013	13,46%	2,31%	1° 2,73%	2° 2,376%	5,000%	7,749%	n.d.	2,519%	n.d.
AD45	Team KAIROS	02/04/2013	27,74%	1° 9,20%	3° 1,98%	1° 2,671%	1° 10,347%	3° 13,470%	n.d.	3° 4,302%	n.d.
AB56	Team M&G	01/04/2016	10,73%	3,18%	1,45%	1,077%	2° 8,996%	n.d.	n.d.	n.d.	n.d.



Fonte: DARTA SAVING

darta saving

A company of Allianz