

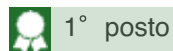
I Fondi della famiglia VIP Team di Darta Easy Selection



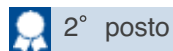
La classifica al 26 Maggio 2017

PERFORMANCE DEI FONDI VIP TEAM


	NOME DEL FONDO INTERNO	DATA LANCIO	Dal Lancio	2009	2010	2011	2012	2013	2014	2015	2016	Da Inizio Anno
AD16	Darta Challenge Team PIMCO	01/04/2009	30,300%	13,030%	9,391%	-4,291%	7,435%	-3,792%	6,564%	-4,367%	0,99%	3,511%
AD17	Darta Challenge Team J.P. MORGAN AM	01/04/2009	43,710%	8,932%	2,666%	-8,912%	10,098%	8,227%	7,689%	1,582%	3,21%	4,867%
AD18	Darta Challenge Team BLACKROCK	01/04/2009	38,430%	9,470%	7,723%	-6,480%	8,537%	4,889%	6,680%	1,665%	-0,58%	2,253%
AD19	Darta Challenge Team CARMIGNAC	01/04/2009	30,700%	8,410%	8,454%	-7,684%	6,168%	0,981%	6,064%	-0,766%	2,59%	4,019%
AD20	Darta Challenge Team PICTET	01/04/2009	34,500%	7,772%	7,580%	-6,522%	7,368%	4,125%	7,242%	1,630%	1,10%	0,734%
AD21	Darta Challenge Team MORGAN STANLEY	01/04/2009	68,980%	12,984%	7,498%	-8,160%	13,362%	9,099%	6,867%	4,289%	2,75%	6,963%
AD22	Darta Challenge Team GAM	01/04/2009	25,150%	6,356%	4,243%	-7,128%	7,382%	4,887%	4,271%	1,426%	-0,76%	2,818%
AD23	Darta Challenge Team SCHRODERS	01/04/2009	34,300%	11,057%	6,217%	-6,301%	6,643%	5,697%	6,029%	-2,945%	0,92%	3,803%
AD25	Team Allianz GLOBAL INVESTORS	01/04/2009	35,690%	9,739%	5,963%	-9,788%	9,804%	5,368%	7,598%	1,017%	-0,30%	3,171%
AD35	Darta Challenge TEAM TEMPLETON	25/10/2011	31,630%	-	-	0,532%	6,512%	7,370%	8,194%	2,123%	1,83%	1,763%
AD41	Darta Challenge TEAM INVESCO	01/10/2012	20,820%	-	-	-	1,381%	6,454%	6,359%	-2,160%	3,43%	4,012%
AD44	Team PIONEER	02/04/2013	12,240%	-	-	-	-	1,906%	4,318%	5,207%	-0,85%	1,217%
AD45	Team KAIROS	02/04/2013	24,470%	-	-	-	-	6,926%	6,122%	4,175%	-1,04%	6,403%
AB56	Team M&G	01/04/2016	8,670%	-	-	-	-	-	-	-	-	1,258%



1° posto



2° posto



3° posto

Fonte: www.darta.ie

darta saving

A company of Allianz

Fonte: www.darta.ie